



		Introductory sub-table (I)(a)		
<b>Name of the Company:</b>		SHAKTI PUMPS INDIA LIMITED		
<b>Scrip Code, Name of the scrip, class of security</b>		531431		
<b>Quarter ended:</b>		31/12/2012		
<b>Partly paid-up shares:-</b>		<b>No. of partly paid-up shares</b>	<b>As a % of total no. of partly paid-up shares</b>	<b>As a % of total no. of shares of the company</b>
Held by promoter/promoter group		NIL	NIL	NIL
Held by public		NIL	NIL	NIL
<b>Total - D</b>		<b>NIL</b>	<b>NIL</b>	<b>NIL</b>
<b>Outstanding convertible securities:-</b>		<b>No. of outstanding securities</b>	<b>As a % of total no. of outstanding convertible securities</b>	<b>As a % of total no. of shares of the company, assuming full conversion of the convertible securities</b>
Held by promoter/promoter group		NIL	NIL	NIL
Held by public		NIL	NIL	NIL
<b>Total - E</b>		<b>NIL</b>	<b>NIL</b>	<b>NIL</b>
<b>Warrants:-</b>		<b>No. of warrants</b>	<b>As a % of total no. of warrants</b>	<b>As a % of total no. of shares of the company, assuming full conversion of warrants</b>
Held by promoter/promoter group		NIL	NIL	NIL
Held by public		NIL	NIL	NIL
<b>Total - F</b>		<b>NIL</b>	<b>NIL</b>	<b>NIL</b>
<b>Total paid-up capital of the company, assuming full conversion of warrants and convertible securities</b>				<b>15243793</b>



**Statement Showing Shareholding Pattern**

Company Name: SHAKTI PUMPS INDIA LIMITED		Table (I)(a)		Total shareholding as a percentage of total number of shares		Number of shares encumbered		As a percentage (IX) = (VIII)/(IV)*100	
Category code	Category of Shareholder	Number of Shareholders	Total number of shares	Number of shares held in dematerialized form	As a percentage of (A+B) 1	As a percentage of (A+B+C)	Number of shares	As a percentage	
(I)	(II)	(III)	(IV)	(V)	(VI)	(VII)	(VIII)	(IX)	(X)
<b>(A)</b>	<b>Shareholding of Promoter and Promoter Group 2</b>								
	<b>1 Indian</b>								
(a)	Individuals/ HUF	0	0	0	0.00	0.00	0	0.00	0.00
(b)	Central Govt./ State Govt.(s)	0	0	0	0.00	0.00	0	0.00	0.00
(c)	Bodies Corporate	0	0	0	0.00	0.00	0	0.00	0.00
(d)	Financial Institutions/ Banks	0	0	0	0.00	0.00	0	0.00	0.00
(e)	Any Others(Specify)								
(e-1)	Directors Relatives	5	1766000	1766000	11.59	11.59	1167600	66.12	
(e-ii)	Directors	2	5071688	5071688	33.27	33.27	3406000	67.16	
	<b>Sub Total(A)(1)</b>	<b>7</b>	<b>6837688</b>	<b>6837688</b>	<b>44.86</b>	<b>44.86</b>	<b>4573600</b>	<b>66.89</b>	
	<b>2 Foreign</b>								
a	Individuals (NRI/Foreign Individuals)	0	0	0	0.00	0.00	0	0.00	
b	Bodies Corporate	0	0	0	0.00	0.00	0	0.00	
c	Institutions	0	0	0	0.00	0.00	0	0.00	
d	Qualified Foreign Investor	0	0	0	0.00	0.00	0	0.00	
e	Any Others(Specify)	0	0	0	0.00	0.00	0	0.00	
	<b>Sub Total(A)(2)</b>	<b>0</b>	<b>0</b>	<b>0</b>	<b>0.00</b>	<b>0.00</b>	<b>0</b>	<b>0.00</b>	
	<b>Total Shareholding of Promoter and Promoter Group (A) = (A)(1)+(A)(2)</b>	<b>7</b>	<b>6837688</b>	<b>6837688</b>	<b>44.86</b>	<b>44.86</b>	<b>4573600</b>	<b>66.89</b>	
	<b>Public shareholding</b>								
	<b>1 Institutions</b>								
(a)	Mutual Funds/ UTI	0	0	0	0.00	0.00	0	0.00	
(b)	Financial Institutions / Banks	1	1597993	1597993	10.48	10.48	0	0.00	
(c)	Central Government/ State Government(s)	0	0	0	0.00	0.00	0	0.00	
(d)	Venture Capital Funds	0	0	0	0.00	0.00	0	0.00	
(e)	Insurance Companies	0	0	0	0.00	0.00	0	0.00	
(f)	Foreign Institutional Investors	0	0	0	0.00	0.00	0	0.00	
(g)	Foreign Venture Capital Investors	0	0	0	0.00	0.00	0	0.00	
(h)	Qualified Foreign Investor	0	0	0	0.00	0.00	0	0.00	
(i)	Any Other (Specify)	0	0	0	0.00	0.00	0	0.00	
	<b>Sub-Total (B)(1)</b>	<b>1</b>	<b>1597993</b>	<b>1597993</b>	<b>10.48</b>	<b>10.48</b>	<b>0</b>	<b>0.00</b>	
	<b>B 2 Non-institutions</b>								
(a)	Bodies Corporate	282	3870706	2565106	25.39	25.39	0	0.00	
(b)	Individuals								
I	Ind-Hold nominal shr capital upto Rs.1L	5093	2132257	2051549	13.99	13.99	0	0.00	
II	Ind-Hold nominal shr capital in excess of Rs.1L	29	714722	688922	4.69	4.69	0	0.00	




(c)	Qualified Foreign Investor	0	0	0	0	0.00	0.00	0	0.00
(d)	Any Other (specify)								
(d-i)	Others	0	0	0	0	0.00	0.00	0	0.00
(d-ii)	Clearing member	44	14960	14960	0	0.10	0.10	0	0.00
(d-iii)	NRI	54	75467	75467	0	0.50	0.50	0	0.00
(d-iv)	NRI Corp Bodies	0	0	0	0	0.00	0.00	0	0.00
(d-v)	Foreign Corp Bodies (Including FDI)	0	0	0	0	0.00	0.00	0	0.00
(d-vi)	Customers	0	0	0	0	0.00	0.00	0	0.00
(d-vii)	Suppliers	0	0	0	0	0.00	0.00	0	0.00
(d-viii)	Foreign Nationals	0	0	0	0	0.00	0.00	0	0.00
(d-ix)	Trusts	0	0	0	0	0.00	0.00	0	0.00
(d-x)	Foreign (Promoters)	0	0	0	0	0.00	0.00	0	0.00
(d-xi)	Directors	0	0	0	0	0.00	0.00	0	0.00
(d-xii)	Directors Relatives	0	0	0	0	0.00	0.00	0	0.00
(d-xiii)	Foreign Individuals (Including FDI)	0	0	0	0	0.00	0.00	0	0.00
(B)	Sub-Total (B)(2)	5502	6808112	5396004	0	44.66	44.66	0	0.00
	Total Public Shareholding (B) = (B)(1)+(B)(2)	5503	8406105	6993997	0	55.14	55.14	0	0.00
(C)	Shares held by Custodians and against which Depository Receipts have been issued	5510	15243793	13831685		100.00	100.00	4573600	30.00
	1 Promoter and Promoter Group	0	0	0		0.00	0.00	0	0.00
	2 Public -	0	0	0		0.00	0.00	0	0.00
	Sub-Total (C)	0	0	0		0.00	0.00	0	0.00
	GRAND TOTAL (A)+(B)+(C)	5510	15243793	13831685		100.00	100.00	4573600	30.00



*For approval*

(I)(b) Statement showing holding of securities (including shares, warrants, convertible securities) of persons belonging to the category "Promoter and Promoter Group"											
Sr. No.	Name of the shareholder	Details of Shares held	Encumbered shares (*)	Details of warrants	Details of convertible securities	Total shares (including underlying shares assuming full conversion of warrants and convertible securities) as a % of diluted share capital					
(I)	(II)	(III)	(IV)	(V)	(VI)	(VII)	(VIII)	(IX)	(X)	(XI)	(XII)
		Number of shares held	As a % of grand total (A)+(B)+(C)	No.	As a percentage	As a % of grand total (A)+(B)+(C) of sub-clause (1)(a)	Number of warrants held	As a % Total Number of warrants of the same Class	Number of convertible securities held	As a % Total Number of convertible securities of the same Class	
1	AISHWARYA PATIDAR	385400	2.53	277600	72.03	1.82	0	0.00	0	0.00	2.53
2	DINESH PATIDAR	3521488	23.10	2400000	68.15	15.74	0	0.00	0	0.00	23.10
3	GEETA PATIDAR	610800	4.01	444000	72.69	2.91	0	0.00	0	0.00	4.01
4	INDIRA PATIDAR	334000	2.19	170000	50.90	1.12	0	0.00	0	0.00	2.19
5	PALLAVI PATIDAR	341800	2.24	182000	53.25	1.19	0	0.00	0	0.00	2.24
6	SEEMA PATIDAR	94000	0.62	94000	100.00	0.62	0	0.00	0	0.00	0.62
7	SUNIL PATIDAR	1550200	10.17	1006000	64.90	6.60	0	0.00	0	0.00	10.17
	<b>TOTAL</b>	<b>6837688</b>	<b>44.86</b>	<b>4573600</b>	<b>66.89</b>	<b>30.00</b>	<b>0</b>	<b>0.00</b>	<b>0</b>	<b>0.00</b>	<b>44.86</b>

(\*) The term "encumbrance" has the same meaning as assigned to it in regulation 28(3) of the SAST Regulations, 2011



(I)(c)(i)	Statement showing holding of securities (including shares, warrants, convertible securities) of persons belonging to the category "Public" and holding more than 1% of the total number of shares	Sr. No.	Name of the shareholder	Number of shares held	Shares as a percentage of total number of shares {i.e., Grand Total (A)+(B)+(C) indicated in Statement at para (1)(a) above}	Details of warrants		Details of convertible securities		Total shares (including underlying shares assuming full conversion of warrants and convertible securities) as a % of diluted share capital
						Number of warrants held	As a % Total Number of warrants of the same Class	Number of convertible securities held	As a % Total Number of convertible securities of the same	
		1	GREEN INDIA VENTURE FUND	1597993	10.48	0	0.00	0.00	0	10.48
		2	M L SECURITIES AND FINANCE PRIVATE LIMIT	738142	4.84	0	0.00	0.00	0	4.84
		3	M L SECURITIES AND FINANCE PVT. LTD.	1200000	7.87	0	0.00	0.00	0	7.87
		4	RAJAL SECURITIES PRIVATE LIMITED	463400	3.04	0	0.00	0.00	0	3.04
		5	ROULEX INVESTMENT AND FINANCE PRIVATE LTD	434625	2.85	0	0.00	0.00	0	2.85
		6	VINAY SECURITIES PRIVATE LIMITED	363000	2.38	0	0.00	0.00	0	2.38
		<b>TOTAL</b>		<b>4797160</b>	<b>31.47</b>	<b>0</b>	<b>0.00</b>	<b>0.00</b>	<b>0</b>	<b>31.47</b>



Sr. No.	Name(s) of the shareholder(s) and the Persons Acting in Concert (PAC) with them	Number of shares	Shares as a percentage of total number of shares {i.e., Grand Total (A)+(B)+(C) indicated in Statement at	Details of warrants		Details of convertible securities		Total shares (including underlying shares assuming full conversion of warrants and convertible securities) as a %
				Number of warrants	As a % Total Number of warrants of the same Class	Number of convertible securities held	% w.r.t Total Number of convertible securities of the same Class	
1	GREEN INDIA VENTURE FUND	1597993	10.48	0	0.00	0	0.00	10.48
2	M L SECURITIES AND FINANCE PVT. LTD.	1200000	7.87	0	0.00	0	0.00	7.87
	<b>TOTAL</b>	<b>2797993</b>	<b>18.35</b>	<b>0</b>	<b>0.00</b>	<b>0</b>	<b>0.00</b>	<b>18.35</b>



(I)(d)	Statement showing details of locked-in shares	Number of locked-in shares	Locked-in shares as a percentage of total number of shares (i.e., Grand Total (A) + (B) + (C) indicated in Statement at para (I)(a) above}	Promoter / Promoter Group / Public
1	M L SECURITIES AND FINANCE PVT. LTD.	600000	3.94	public
	<b>TOTAL</b>	<b>600000</b>	<b>3.94</b>	



(II)(a)	Statement showing details of Depository Receipts (DRs)				
Sr. No.	Type of outstanding DR (ADRs, GDRs, SDRs, etc.)	Number of outstanding DRs	Number of shares underlying outstanding DRs	Shares underlying outstanding DRs as a percentage of total number of shares {i.e., Grand Total (A)+(B)+(C) indicated in Statement at para (I)(a) above}	
1		0	0	0	
	<b>TOTAL</b>	<b>0</b>	<b>0</b>	<b>0</b>	





(II)(b)	Statement showing holding of Depository Receipts (DRs), where underlying shares held by 'promoter/promoter group' are in excess of 1% of the total number of shares.			
Sr. No.	Name of the DR Holder	Type of outstanding DR (ADRs, GDRs, SDRs, etc.)	Number of shares underlying outstanding DRs	Shares underlying outstanding DRs as a percentage of total number of shares {i.e., Grand Total (A)+(B)+(C) indicated in Statement at para (1)(a) above}
1			0	0
	<b>TOTAL</b>		<b>0</b>	<b>0</b>



*Secretary*